

Turning the 2030 Agenda into Action

Country Owned Digital Portals for Informed Policy Choices and Action

Accra 5-6 April 2017

DataActLab

COLOMBIA 2030
LOS OBJETIVOS DE DESARROLLO SOSTENIBLE

THE GLOBAL GOALS ABOUT ES

COLOMBIA AND AGENDA 2030
ENSURING NO ONE IS LEFT BEHIND

TIME UNTIL 2030

13 161 6 12 31
YEARS DAYS HOURS MINUTES SECONDS

READ MORE

DATA AND TOOLS
Find all the latest data.
From national to regional to city-level.

→ Compare cities
→ Compare departments

EXPLORE THE DATA

/ The Challenge

193 countries have committed to Agenda 2030 + AAAA (Financing for Development).

How can we quickly get up to speed?

Agreed monitoring principles:

- Shall be **country-owned** - take into account different national realities
- Track progress in implementing **goals and targets**, identify achievements, gaps and critical success factors
- Help mobilize necessary **means of implementation** and partnerships
- Shall be **open, inclusive, and transparent** for all people
- Shall **build on existing processes**, where these exist, avoid duplication
- Shall be **rigorous and evidence-based**, informed by country-led data

Data for Action - Success factors



1. User needs - who and what?
2. Identify key questions
3. Find the story
4. Data - be selective
5. Make it simple

Agile web development





Solution: Country Owned Global Goals Portals

For analysis, informed policy choices and action

What?

For analysis, informed
policy choices and action

Track national and
subnational level data on
Global Goals as well as
means of
implementation

Describe each country's
2030 process

For Whom?

Governments,
parliamentarians,
civil society, the
business sector,
academia and the
general public

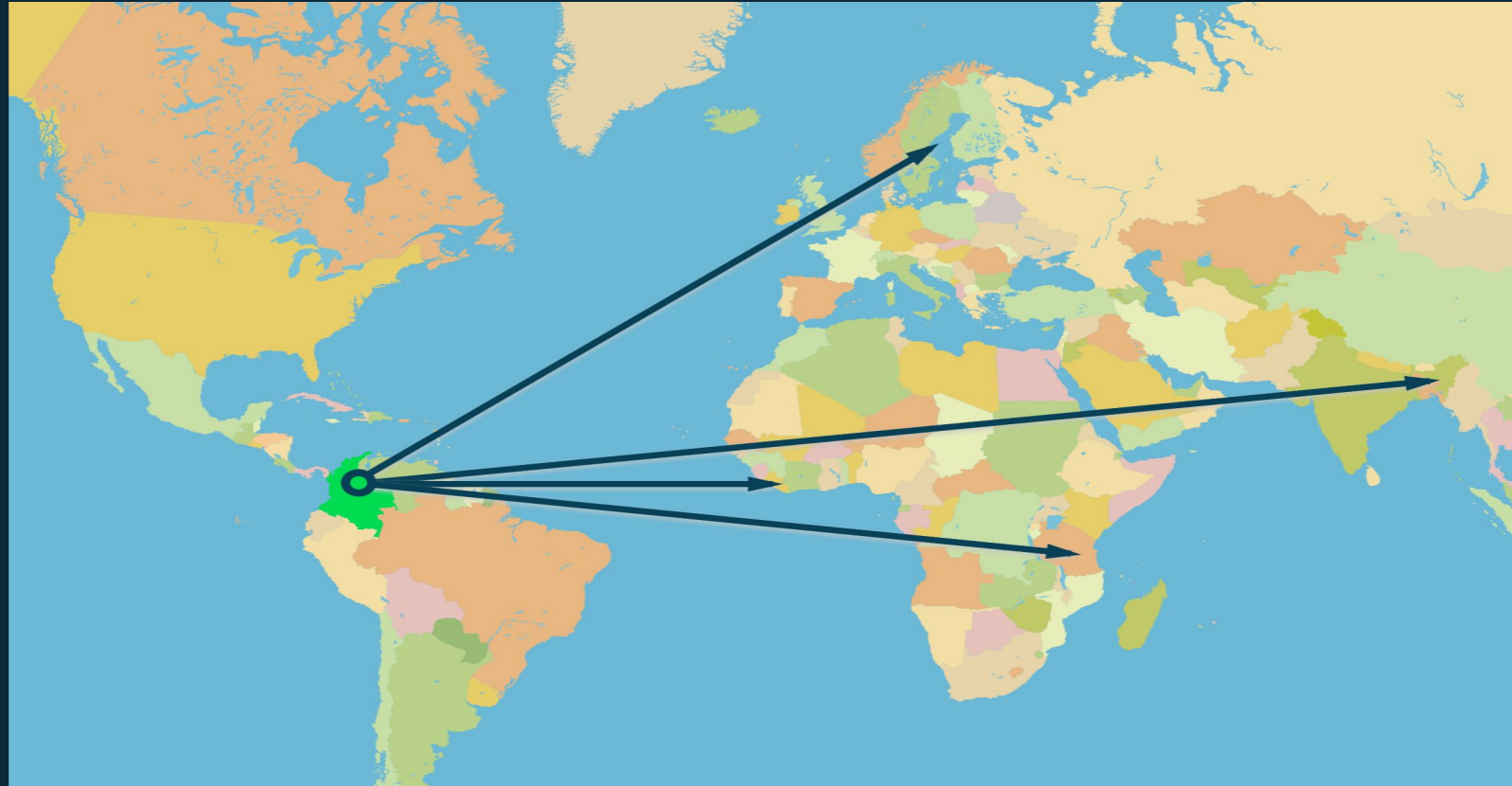
Open and free for
all actors to use

Why?

Offer a common
platform to identify
gaps and
opportunities in
implementation of
SDGs

Maximizes impact of
all actors' resources
and actions.

Objective: Champions each Region



LA: Colombia - prototype ready in April 2017 (Sida/UNDP)

AFRICA: Tanzania - prototype ready UNGA 2017 (Switzerland, EU, UNDP)

Additional countries: Kenya, Liberia, Sierra Leone, Ghana, Senegal, Somalia, Tunisia, Rwanda?

ASIA: Bangladesh, Myanmar, Cambodia?

EUROPE: Sweden, Denmark, Switzerland?

Digital Portals answers key questions

- How does your country perform?
- Where are gaps and opportunities - SDGs/Geography?
- Data Gaps how they can be filled?
- When and how can actors engage in 2030 Agenda?

Core ideas



State-of-the-art data visualization tools that can be quickly adapted to country/actors needs



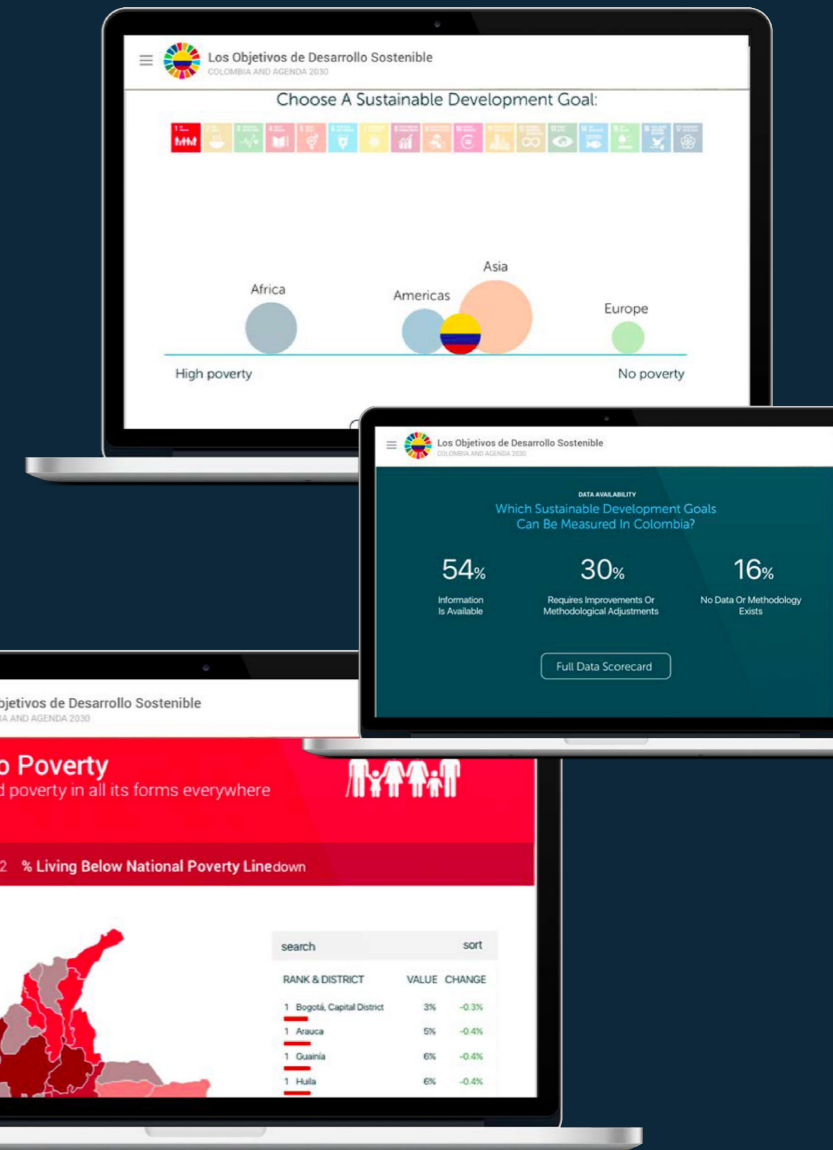
We identify synergies/lessons learnt so that countries/actors avoid reinventing the wheel.



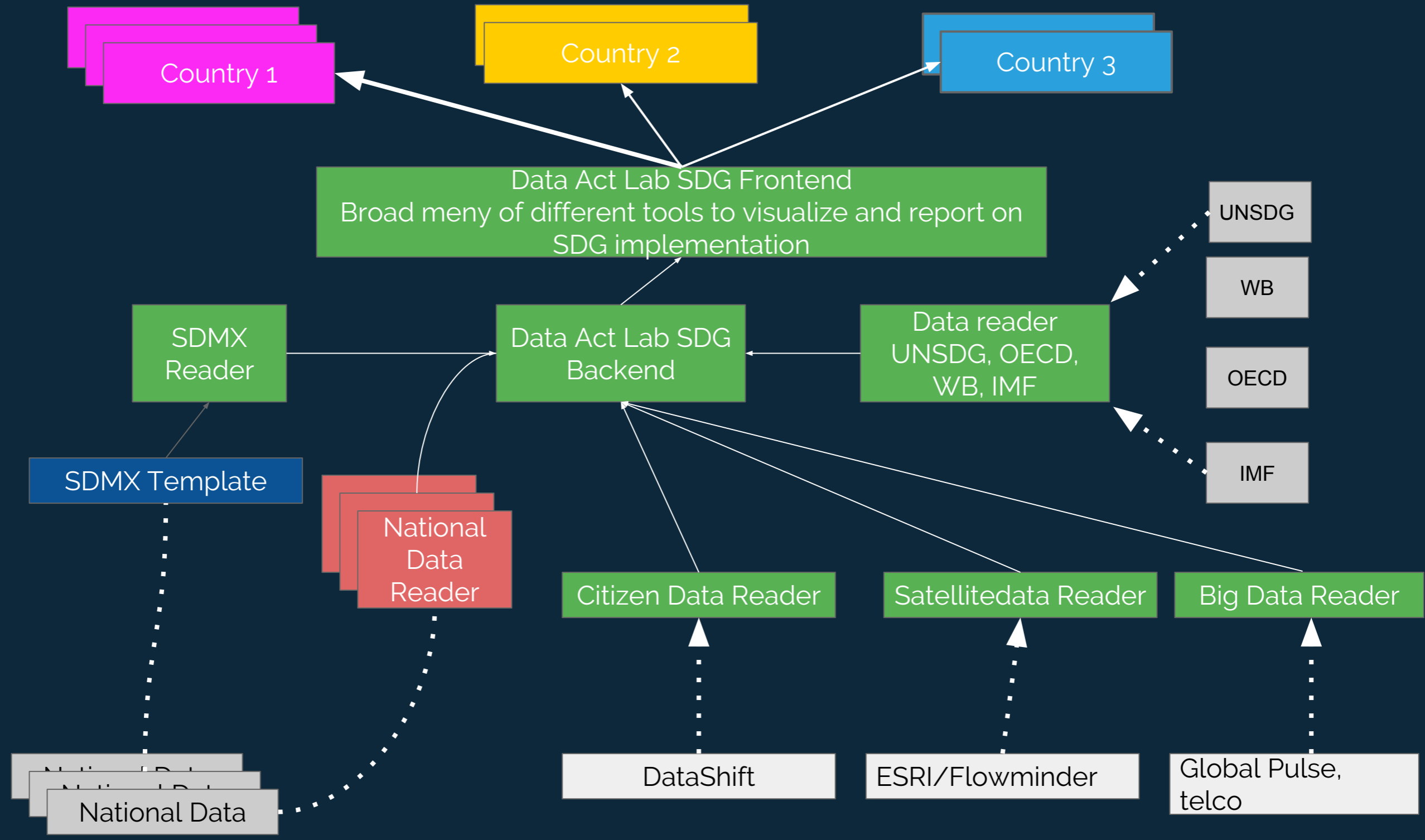
Work closely with target groups to make sure data visualization tools are tailor-made to their needs.



A modular solution that is easily adaptable to country/actors needs



Technical Setup Data Platform



Key Deliverables

2017
PROTOTYPE

2018
ENHANCE/ EXPAND

2019
ENHANCE/HANDOVER

Prototype:

- 1-2 Country
champions/region
- selected SDGs
 - Statistics/NSO
 - Key SDG features
 - Describe each country's 2030 Agenda process

Country Portals:

- additional data
- more tools/ data visualization
- incl. non traditional data
- capacity building of local actors

Country Portals:

- additional data
- analytics
- capacity building
- prepare handover partner countries